



# 2<sup>nd</sup> International Training Course For Full-endoscopic Operations of the Lumbar and Cervical Spine



Symposium with Live-Operation  
and Cadaveric Workshop

*Speakers*

Dr. Sebastian Ruetten  
Dr. Verapan Kuansongtham  
Dr. Sompoch Paiboonsirijit

**June 20<sup>th</sup>-21<sup>st</sup>, 2009**

at Faculty of Medicine, Ramathibodi Hospital  
and Faculty of Science, Mahidol University

*Organizers:*

Faculty of Medicine, Ramathibodi Hospital, Mahidol University  
Faculty of Science, Mahidol University  
Department of Spine Surgery and Pain Therapy,  
Center of Orthopaedics and Traumatology, St. Anna-Hospital, Herne, Germany

*Reservation, please contact:* Tel. +662-201-1542, +662-201-2193 Fax. +662-201-2607



## *Invitation*

*Dear colleagues,*

Lumbar disc herniation is a common problem requiring discectomy. In general, open spinal discectomy is associated with muscle and ligamentum flavum dissection which can cause scarring and long-term side effects. In order to make lumbar disc surgery minimally invasive, Dr. Sebastian Ruetten has developed a Richard Wolf endoscope for lumbar discectomy. His operative techniques significantly reduce the risks of these potential complications.

The endoscopic lumbar discectomy is another step advance from lumbar microdiscectomy that is performed with the use of the operating microscope. The surgical visualization by an endoscope is better than with the operating microscope. Because an endoscope can enter into the surgical anatomy and be able to look around with 25-degree lens unlike the operating microscope that views the surgical site from a distance, endoscopic discectomy requires a smaller surgical incision and less tissue dissection than microscopic discectomy. Obviously, this minimally invasive, less traumatic, endoscopic lumbar discectomy leads to excellent results, faster recovery, and significant economic savings, which is extremely gratifying for both the patient and the surgeon.



## 2<sup>nd</sup> International Training Course For Full-endoscopic Operations of the Lumbar and Cervical Spine

We will devote ourselves to further development in the field of minimally invasive spine surgery. In this situation, we are very grateful for your participations. We hope that this training course will offer great opportunities for neurosurgeons and orthopedicsurgeons to communicate, exchange experiences and upgrade their expertise which would eventually lead to further development in this field.

*Thank you very much.*

**Verapan Kuansongtham, MD.**

*Division of Neurosurgery,  
Department of Surgery,  
Faculty of Medicine,  
Ramathibodi Hospital,  
Mahidol University*

*Endoscopic Spine Specialist  
Bumrungrad International Hospital*

**Sebastian Ruetten, MD., PhD.**

*Head of Department of Spine Surgery  
and Pain Therapy  
Center for Orthopedics and Traumatology  
St Anna Hospital Herne,  
Germany*

July 5<sup>th</sup> - 6<sup>th</sup>, 2008

3



2<sup>nd</sup>

## *Message from Dean of Faculty of Medicine, Ramathibodi Hospital*

*Dear colleagues,*

We are delighted to invite both neurosurgeons and orthopedicsurgeons who have strong interest to develop the endoscopic lumbar discectomy technique to our Second International Training Course for Full-endoscopic Operations of the Lumbar and Cervical Spine. Again, this year we are honored to have Dr. Sebastian Ruetten as our guest lecturer and instructor. Dr. Verapan Kuansongtham and Dr. Sompoch Paiboonsirijit will present and discuss with you the results of their operations performed using this technique during the past year. They will perform two live operations (one with lateral transforaminal access and one with interlaminar access) for your observation. We also provide you a cadaveric workshop where you can perform access routines on cadavers yourselves under close supervision of Dr. Sebastian Ruetten and his team.

We believe that the participants will gain significant knowledge and experience from our training course and wish you all success in applying this new technique with your patients.

**Professor Rajata Rajatanavin**

*Dean, Faculty of Medicine,  
Ramathibodi Hospital, Mahidol University*



## 2<sup>nd</sup> International Training Course For Full-endoscopic Operations of the Lumbar and Cervical Spine

# *Message from the Former President of Royal College of Orthopaedic Surgeons of Thailand*

*Dear colleagues,*

Endoscopic spine surgery has been gaining more popularity for the past decade. Today, it can be regarded as a standard treatment for early disc pathology.

Although it has several advantages over the conventional surgery, learning curve is steep and proper training for beginners is mandatory. This course will provide young surgeons with essential techniques as well as the importance issue of patient selection. I am sure with this learning experience, the participants will be able to significantly shorten their learning curve to the state of their routine practice.


**Professor Wichien Laohacharoensombat**

*Spine Unit, Department of Orthopedics  
Faculty of Medicine, Ramathibodi Hospital,  
Mahidol University*

*Former President of the Royal College of Orthopaedic Surgeons of Thailand  
(2006-2008)*

July 5<sup>th</sup> - 6<sup>th</sup>, 2008

5



# Program

**Saturday, June 20<sup>th</sup> 2009**

*At Faculty of Medicine, Ramathibodi Hospital, Mahidol University*

- From 08:00 hr **Registration**
- 08:30 - 08:45 hr **Welcome and introduction**  
Professor Rajata Rajatanavin  
Dean, Faculty of Medicine, Ramathibodi Hospital
- 08:45 - 09:00 hr **Opening speech**  
Professor Wichien Laohacharoensombat
- 09:00 - 09:30 hr **The tranforaminal full-endoscopic operation technique and indications of posterolateral to lateral access**  
Dr. Sompoch Paiboonsirijit
- 09:30 - 10:00 hr **Discussion**
- 10:00 - 10:30 hr *Break*
- 10:30 - 11:30 hr **Live Operation: Full-endoscopic operation with lateral transforaminar access**  
Dr. Sompoch Paiboonsirijit, Dr. Sebastian Ruetten,  
Dr. Verapan Kuansongtham
- 11:30 - 12:00 hr **Discussion**



## 2<sup>nd</sup> International Training Course For Full-endoscopic Operations of the Lumbar and Cervical Spine

- 12:00 - 13:00 hr *Lunch*
- 13:00 - 13:30 hr **The interlaminar full-endoscopic operation - state of the art and outlook**  
Dr. Verapan Kuansongtham
- 13:30 - 14:00 hr **Discussion**
- 14:00 - 14:15 hr *Break*
- 14:15 - 15:15 hr **Live Operation: Full-endoscopic operation with interlaminar access**  
Dr. Verapan Kuansongtham, Dr. Sebastian Ruetten,  
Dr. Sompoch Paiboonsirijit
- 15:15 - 15:45 hr **Discussion**
- 15:45 - 16:15 hr **Experience and pitfall**  
Dr. Verapan Kuansongtham
- 16:15 - 16:45 hr **Full endoscopic operation of cervical spine, anterior and posterior approach**  
Dr. Sebastian Ruetten
- 16:45 - 17:00 hr **Closing**




2<sup>nd</sup>

**Sunday, June 21<sup>st</sup> 2009**  
*At Faculty of Science, Mahidol University*

- 09:00 - 09:15 hr **Welcome and introduction**  
Professor Dr. Skorn Mongkolsuk  
*Dean, Faculty of Science, Mahidol University*
- 09:15 - 09:30 hr **Cadaveric Workshop**  
**Full-endoscopic transforaminal operation - repetition access techniques**  
Dr. Sompoch Paiboonsirijit
- 09:30 - 10:00 hr **Demonstration of transforaminal access**  
Dr. Sompoch Paiboonsirijit, Dr. Sebastian Ruetten
- 10:00 - 12:00 hr **Practical exercises for participants**  
Dr. Sompoch Paiboonsirijit, Dr. Sebastian Ruetten,  
Dr. Verapan Kuansongtham
- Intermittent **Demonstration of endoscopic posterior cervical access**  
Dr. Sebastian Ruetten
- 12:00 - 13:00 hr *Lunch*
- 13:00 - 13:15 hr **Cadaveric Workshop**  
**Full-endoscopic interlaminar operation- repetition access techniques**  
Dr. Verapan Kuansongtham
- 13:15 - 13:45 hr **Demonstration of interlaminar access**  
Dr. Verapan Kuansongtham, Dr. Sebastian Ruetten
- 13:45 - 16:00 hr **Practical exercises for participants**  
Dr. Verapan Kuansongtham, Dr. Sebastian Ruetten,  
Dr. Sompoch Paiboonsirijit
- Intermittent **Demonstration of endoscopic anterior cervical access**  
Dr. Sebastian Ruetten
- 16:00 hr **Closing**





**2<sup>nd</sup> International Training Course**  
For Full-endoscopic Operations of the Lumbar and Cervical Spine

## *Speakers / Instructors*

**Professor Wichien Laohacharoensombat**

*Spine Unit, Department of Orthopedics  
Faculty of Medicine, Ramathibodi Hospital,  
Mahidol University  
Former President of the Royal College of Orthopaedic Surgeons  
of Thailand (2006-2008)*

**Dr. med. Sebastian Ruetten**

*Head of Department of Spine Surgery and Pain Therapy  
Center for Orthopedics and Traumatology,  
St Anna Hospital Herne,  
Germany*

**Dr. Verapan Kuansongtham**

*Division of Neurosurgery, Department of Surgery  
Faculty of Medicine, Ramathibodi Hospital,  
Mahidol University  
Endoscopic Spine Specialist  
Bumrungrad International Hospital*

**Dr. Sompoch Paiboonsirijit**

*Endoscopic Spine Specialist  
Bumrungrad International Hospital*



2<sup>nd</sup>

# General

## Organizers:

### Faculty of Medicine, Ramathibodi Hospital, Mahidol University

Prof. Rajata Rajatanavin, M.D, F.A.C.E.

*Dean, Faculty of Medicine*

Prof. Krisada Ratana-olarn

*Chairman, Department of Surgery*

Assoc. Prof. Taweesak Janwityanujit

*Division of Neurosurgery, Department of Surgery*

Dr. Verapan Kuansongtham

*Division of Neurosurgery, Department of Surgery*

Dr. Sarayouth Chumnanvej

*Division of Neurosurgery, Department of Surgery*

Dr. Kriangsak Saetia

*Division of Neurosurgery, Department of Surgery*

### Faculty of Science, Mahidol University

Prof. Dr. Skorn Mongkolsuk

*Dean, Faculty of Science*

Assoc. Prof. Dr. Wattana Weerachayanukul

*Head Department of Anatomy*

Assoc. Prof. Dr. Praptee Sretarugsa

*Department of Anatomy*

Assoc. Prof. Dr. Porncharn Saitongdee

*Department of Anatomy*

### St. Anna-Hospital Herne, Germany

Dr. Sebastian Ruetten

*Head Department of Spine Surgery and Pain Therapy,*

*Center of Orthopaedics and Traumatology*

### Bumrungrad International Hospital

Dr. Sompoch Paiboonsirijit

*Endoscopic Spine Specialist*



## 2<sup>nd</sup> International Training Course For Full-endoscopic Operations of the Lumbar and Cervical Spine

### CME Certification:

12.5 CME credit points

### Language:

All lectures, presentations and discussions will be conducted in English.

### Conference Location:

#### **Saturday, June 20<sup>th</sup> 2009**

5 Floor, ABC Room, Queen Sirikit Medical Center  
Faculty of Medicine, Ramathibodi Hospital  
Mahidol University

#### **Sunday, June 21<sup>st</sup> 2009**

Faculty of Science, Mahidol University

### Organization Office:

Mrs. Pornphan Limpanuthai

Miss. Rojchana Boonlerdkul

Mr. Suraphan Tumpech

Division of Academic Affairs

Faculty of Medicine, Ramathibodi Hospital

270 Rama VI Road, Banagkok 10400, Thailand

Tel: (662) 201-1541, 201-1542, 201-2193

Fax: (662) 201-1542, 201-2607

E-mail: raplp@mahidol.ac.th

E-mail: terbl@mahidol.ac.th

### Suggested Hotels:

Grand Tower Inns, Bangkok, Thailand

Tel: (662) 618-6688

Siam City Hotels And Resorts, Bangkok, Thailand

Tel: (662) 247-0123

Amari Atrium Hotel Petchburi, Bangkok, Thailand

Tel: (662) 718-2000-1





# Registration and Booking Form

For lecture-only participants, please send a completed registration form and proof of payment to the organization office by fax.

For lecture and workshop participants, due to space limitation, please confirm your seat at the workshop with the organization office before completing the registration form and making payments. Once your seat is confirmed, please send a completed registration form and proof of payment to the organization office by fax.

The register will complete upon payment only.

## Registration

### Participant's Details *(please type or write clearly)*

First name (English)..... Surname.....

ชื่อ (ไทย)..... นามสกุล.....

Postal address

.....  
.....

Institution / Organization

.....

CME number .....

Telephone number..... Mobile phone.....

Fax number..... E-mail address.....

2<sup>nd</sup> International Training Course  
For Full-endoscopic Operations of the Lumbar and Cervical Spine

## Registration Fees

### Early bird Payment before April 30<sup>th</sup> 2009

Registration Fees	Lecture Saturday, June 20 <sup>th</sup> , 2009	Workshop Sunday, June 21 <sup>st</sup> , 2009
Thai Participants	THB 2,000	THB 20,000
Foreigner Participants	USD 100	USD 1,000

### Payment after April 30<sup>th</sup> 2009

Registration Fees	Lecture Saturday, June 20 <sup>th</sup> , 2009	Workshop Sunday, June 21 <sup>st</sup> , 2009
Thai Participants	THB 2,500	THB 25,000
Foreigner Participants	USD 120	USD 1,200

### Payment Method

- Cash - pay at Office of Academic Affairs, Research and Welfare Building, 1<sup>st</sup> Floor, Faculty of Medicine, Ramathibodi Hospital, Mahidol University (เงินสด ชำระเงินได้ที่ งานบริการวิชาการ อาคารวิจัยและสวัสดิการ ชั้น 1 คณะแพทยศาสตร์ โรงพยาบาลรามาธิบดี มหาวิทยาลัยมหิดล)
- Bank transfer to:
 

ศูนย์การประชุมวิชาการ คณะแพทยศาสตร์โรงพยาบาลรามาธิบดี บัญชีออมทรัพย์ ธนาคารไทยพาณิชย์ สาขารามาธิบดี เลขที่บัญชี 026-4-23465-3	Academic Affairs Convention Center of Ramathibodi The Siam Commercial Bank Public Co., Ltd., Ramathibodi Hospital Branch 026-4-23465-3 Swift Code: SICOTHBK (for transfer from abroad)
---	--

Please send a copy of bank transfer record by mail to the secretariat office or by fax to +662 201 1542 or +662 201 2607

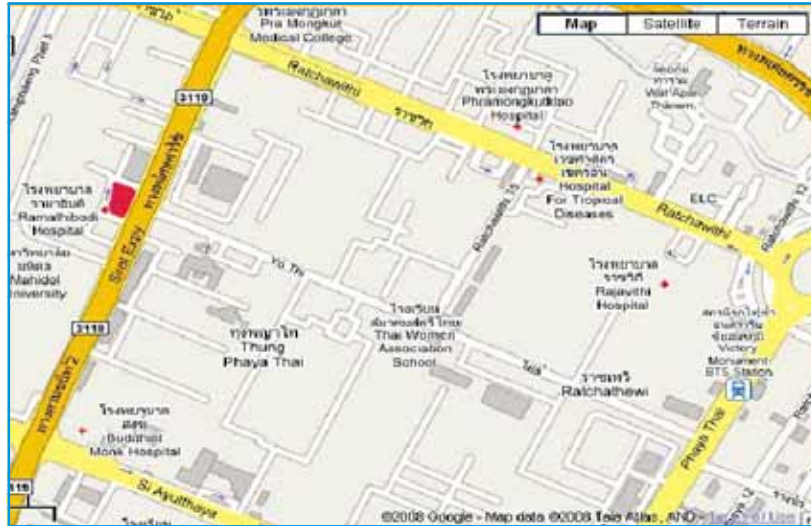


- Cashier cheque  
Issued to Academic Affairs Convention Center of Ramathibodi  
(ศูนย์การประชุมวิชาการคณะแพทยศาสตร์โรงพยาบาลรามาธิบดี)  
Send by mail to the secretariat office  
Please note that personal cheque is not accepted.
- Postal money order to P.O. Sam-Sennai Works 10400, in the name of  
"Pornphan Limpanuthai"  
(ธนาคารดีสั่งจ่าย ปณ.สามเสนใน 10400 ในนาม "นางพรพรรณ ลิ้มปนุทัย"  
งานบริการวิชาการ คณะแพทยศาสตร์โรงพยาบาลรามาธิบดี 270 ถ. พระราม 6 เขตราชเทวี  
กทม. 10400)

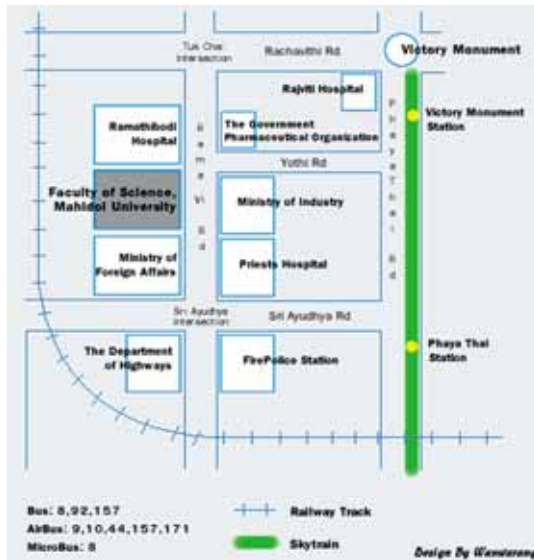


## 2<sup>nd</sup> International Training Course For Full-endoscopic Operations of the Lumbar and Cervical Spine

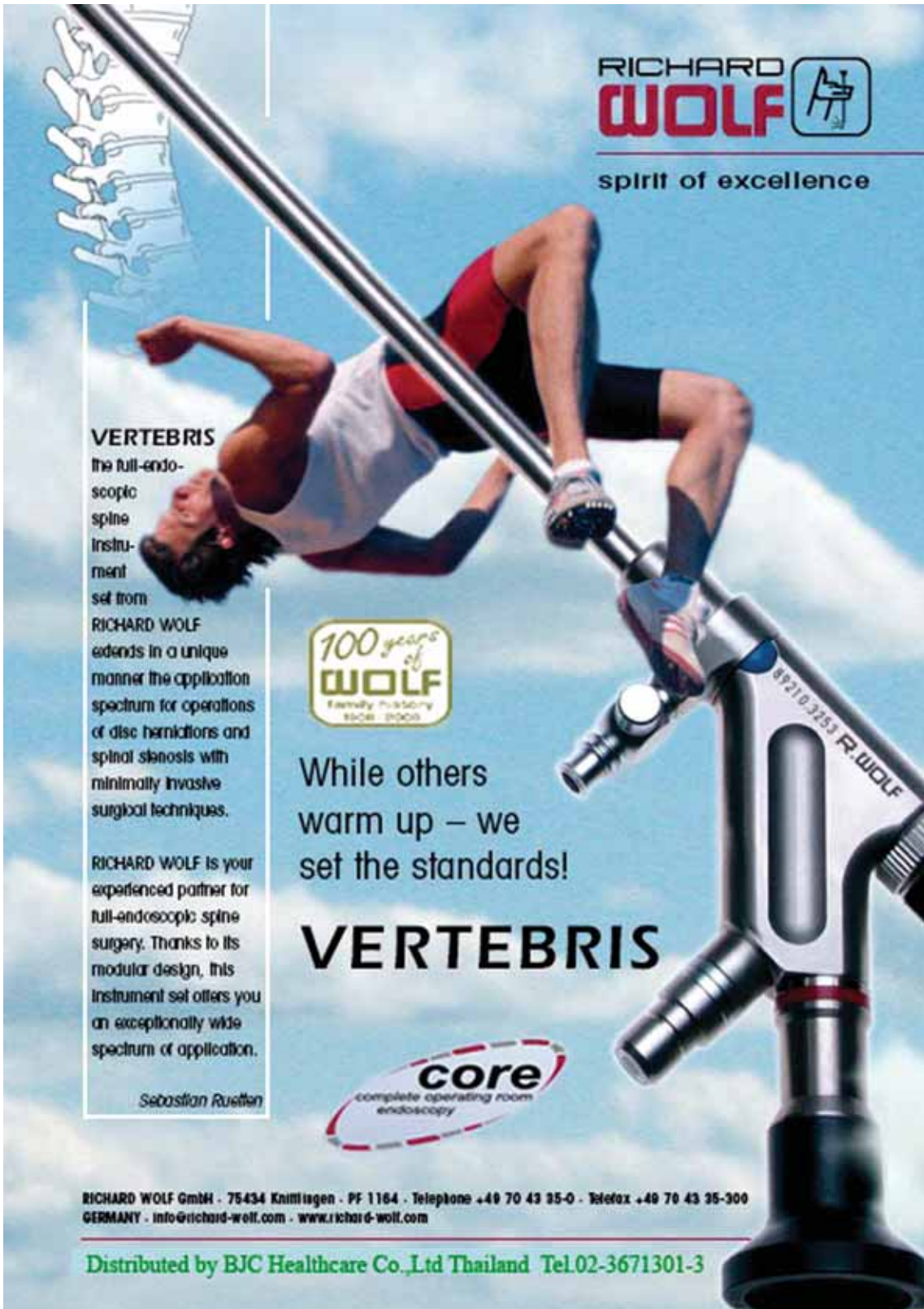
### Map



**Faculty of Medicine, Ramathibodi Hospital, Mahidol University**  
270 Rama VI Road, Bangkok 10400, Thailand. Tel: (662) 201-1296 Fax: (662) 354-7233



**Faculty of Science, Mahidol University**  
272 Rama VI Road, Bangkok 10400, Thailand  
Tel: (662) 201-5007 Fax: (662) 354-7165



RICHARD  
**WOLF** 

spirit of excellence



**VERTEBRIS**

the full-endoscopic spine instrument set from RICHARD WOLF extends in a unique manner the application spectrum for operations of disc herniations and spinal stenosis with minimally invasive surgical techniques.

RICHARD WOLF is your experienced partner for full-endoscopic spine surgery. Thanks to its modular design, this instrument set offers you an exceptionally wide spectrum of application.

*Sebastian Ruetten*



While others warm up – we set the standards!

**VERTEBRIS**



RICHARD WOLF GmbH · 75434 Knittlingen · PF 1164 · Telephone +49 70 43 35-0 · Telefax +49 70 43 35-300  
GERMANY · info@richard-wolf.com · www.richard-wolf.com

Distributed by BJC Healthcare Co., Ltd Thailand Tel.02-3671301-3