



42nd International Symposium & **Intensive Workshop**

for Full-endoscopic Surgeries of the
Lumbar, Thoracic and Cervical Spine

Organizers:

Center for Spine Surgery and Pain Therapy
Center for Orthopedics and Traumatology
of the St. Elisabeth Group - Catholic Hospitals Rhein-Ruhr
St. Anna Hospital Herne/Marien Hospital Herne University Hospital/
Marien Hospital Witten
and
Section for Clinical Anatomy,
Heinrich-Heine-University Düsseldorf

September 20th + 21st, 2017

Germany - Herne / Düsseldorf

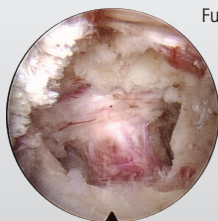
Invitation

Dear Colleagues,

The therapy of degenerative diseases of the spine carries with it medical and socio-economic problems. After conservative measures are exhausted and where there are exacerbated pain conditions or neurological deficits, a surgical procedure may become necessary. Despite good therapy results, consecutive damage may ensue due to traumatisation. It is therefore of particular importance to optimise these procedures on a continuous basis. The goal we should strive for is the minimisation of surgically induced traumatisation and negative longterm consequences, taking into account the existing quality standard.

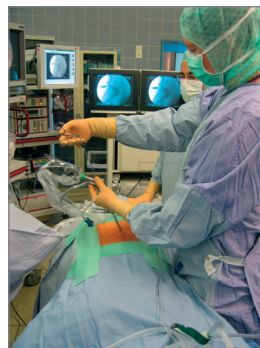
Minimally invasive techniques can reduce tissue damage and its consequences. Endoscopic surgeries demonstrate advantages which have raised these procedures to the standard in various medical areas. On the lumbar spine, as a result of the development of the interlaminar and lateral transforaminal access, the spinal canal with its adjoining structures can be reached full endoscopically. Technical problems have been solved by special rod-lens endoscopes with a large intra-endoscopic working channel and appropriate instruments. Working under a continuous stream of liquid offers options which have proved their worth in arthroscopic surgery through long experience. In the area of the cervical spine anterior or posterior access is possible.

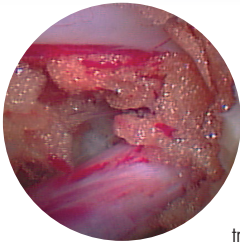
Today, the combination of the new surgical access routes with the technical developments makes possible a full-endoscopic methodology coupled with excellent visibility which, taking into account the indication criteria, carries with it the advantages of a truly minimally invasive procedure and is sufficient, low in complications and economic. Principal indications are disc herniations, spinal canal stenosis and intradiscal procedures such as the introduction of implants.



Full-endoscopic surgeries are an addition and an alternative within the overall concept of spinal surgery. Nevertheless, because of clear indications and boundaries, open and maximally invasive procedures are necessary. These must be mastered by the spinal surgeon in order, while taking into account the respective pathology, to be able to offer the appropriate procedure as well as cope with problems and complications of full-endoscopic surgeries.

In order to be able to visualise the exact position in the space at any time during the surgery, detailed knowledge of the anatomy is a prerequisite. In addition, for the three-dimensional understanding of the anatomical and pathological structures, the imaginary linking of different imaging procedures and their sectional planes is necessary. This applies in particular to endoscopic techniques in which the direct visual reference between surgical access and working on the spot is lacking.

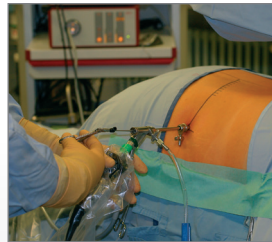
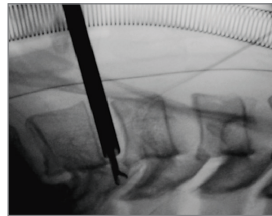




During the training course we intend, in a reciprocal exchange with yourselves, to try to demonstrate the current and future options as well as problems, risks and complications of full-endoscopic surgeries in the area of the spine. In an environment of practical demonstration where you perform access routines on cadavers yourself, typical practical experience for your

expected learning curve or future clinical application can be gathered. Under intensive tuition by instructors, each participant will perform the various access routines on a practical level and run through special working procedures. For this reason the number of participants is limited. Nevertheless, the training course cannot replace the acquisition of the necessary extensive knowledge.

Having regard to the considerable demand for national and international training courses we hope we have pinpointed your field of interest in the enclosed programme and would be happy to welcome you as a participant at our symposium and at the dinner.



Dr. med. Martin Komp

Dr. med. Semih Oezdemir

Dr. med. Patrick Hahn

Priv.-Doz. Dr. med. habil. Sebastian Ruetten

Center for Spine Surgery and Pain Therapy

Head: Priv.-Doz. Dr. med. habil. Sebastian Ruetten



ST. ELISABETH GRUPPE 
KATHOLISCHE KLINIKEN RHEIN-RUHR

Center for Orthopedics and Traumatology

of the St. Elisabeth Group – Catholic Hospitals Rhein-Ruhr

St. Anna Hospital Herne/Marien Hospital Herne University Hospital/Marien Hospital Witten

Director: Prof. Dr. med. Georgios Godolias

Wednesday, September 20th

09:00 h **Welcome and Introduction**

INTENSIVE Cadaver Workshop - Part I:

09:15 h **Demonstration of transforaminal access at the lumbar spine**

09:30 h **Practical exercises for participants full-endoscopic surgery of the lumbar spine:
Extraforaminal / transforaminal access**

*Moderation / Instructors: P. Van Daele, J. M. Donoso Azagra,
G. Elgeadi Saleh, V. Kuansongtham, A. Yörükoglu*

12:30 h **Lunch**

INTENSIVE Cadaver Workshop - Part II:

13:30 h **Demonstration of interlaminar access at the lumbar spine**

14:00 h **Practical exercises for participants full-endoscopic surgery of the lumbar spine:
Interlaminar access**

*Moderation / Instructors: P. Van Daele, J. M. Donoso Azagra,
G. Elgeadi Saleh, V. Kuansongtham, A. Yörükoglu*

16:45 h **Final discussion**

Thursday, September 21st

08:30 h **Registration**

09:00 h **Welcome and Introduction**

M. Komp, S. Oezdemir, S. Ruetten

Lumbar spine:

09:15 h **The transforaminal full-endoscopic approach in disc herniations – Technique and indications of posterolateral to lateral access**

M. Komp, P. Hahn, A. Lienert, S. Oezdemir, S. Ruetten

09:45 h **Discussion**

10:00 h **Live Surgery**

Full-endoscopic surgery with lateral transforaminal access in a disc herniation

M. Komp, S. Oezdemir - Moderation: P. Hahn, S. Ruetten, A. Lienert

Discussion afterwards

10:45 h **Break**

11:00 h **The interlaminar full-endoscopic approach in disc herniations – State of the art, possibilities and limitations**

P. Hahn, M. Komp, A. Lienert, S. Oezdemir, S. Ruetten

11:30 h **Discussion**

11:45 h **Live Surgery**

Full-endoscopic surgery with interlaminar access in a disc herniation

S. Ruetten, S. Oezdemir - Moderation: P. Hahn, M. Komp, A. Lienert

Discussion afterwards

12:30 h **Lunch**

13:15 h **Full-endoscopic decompression in lateral and central stenosis – Application of the interlaminar and transforaminal approach**

M. Komp, P. Hahn, A. Lienert, S. Oezdemir, S. Ruetten

13:45 h **Discussion**

14:00 h **Live Surgery**

Full-endoscopic surgery with interlaminar access in lumbar spinal stenosis

S. Oezdemir, M. Komp - Moderation: P. Hahn, M. Komp, A. Lienert

Discussion afterwards

14:45 h **Break**

Cervical spine:

15:00 h **The full-endoscopic surgery of the cervical spine with anterior and posterior access – Possibilities and limitations**

S. Oezdemir, P. Hahn, M. Komp, A. Lienert, S. Ruetten

Thoracic spine:

15:30 h **Operation of thoracic disc herniations and stenosis in the full-endoscopic technique – interlaminar, extraforaminal and transthoracic access**

S. Oezdemir, P. Hahn, M. Komp, A. Lienert, S. Ruetten

16:00 h **Discussion**

16:15 h **Closing**

M. Komp, S. Oezdemir, S. Ruetten

19:00 h **Common Dinner**

Speakers / Instructors

Milos Cukovic

Center for Spine Surgery and Pain Therapy, Center for Orthopedics and Traumatology of the St. Elisabeth Group - Catholic Hospitals Rhein-Ruhr, St. Anna Hospital Herne/Marien Hospital Herne University Hospital/Marien Hospital Witten

Dr. Peter Van Daele

O.-L.-V.-van Lourdes Ziekenhuis Waregem
Waregem, Belgium

Dr. José Miguel Donoso Azagra

Endoscopic Spine Surgery Center
Vitacurav Santiago de Chile, Chile

Dr. Ghassan Elgeadi Saleh

Clinica Magnetosur
Calle Alvaro de Bazán,
Madrid, Spain

Prof. Dr. med. Timm J. Filler

Director of the
Institute for Anatomy I
Section for Clinical Anatomy,
Heinrich-Heine-University Düsseldorf, Germany

Athanasios Giannakopoulos

Center for Spine Surgery and Pain Therapy, Center for Orthopedics and Traumatology of the St. Elisabeth Group - Catholic Hospitals Rhein-Ruhr, St. Anna Hospital Herne/Marien Hospital Herne University Hospital/Marien Hospital Witten

Dr. med. Patrick Hahn

Center for Spine Surgery and Pain Therapy, Center for Orthopedics and Traumatology of the St. Elisabeth Group - Catholic Hospitals Rhein-Ruhr, St. Anna Hospital Herne/Marien Hospital Herne University Hospital/Marien Hospital Witten

Bahman Khoshandam

Center for Spine Surgery and Pain Therapy, Center for Orthopedics and Traumatology of the St. Elisabeth Group - Catholic Hospitals Rhein-Ruhr, St. Anna Hospital Herne/Marien Hospital Herne University Hospital/Marien Hospital Witten

Dr. med. Martin Komp

Center for Spine Surgery and Pain Therapy, Center for Orthopedics and Traumatology of the St. Elisabeth Group - Catholic Hospitals Rhein-Ruhr, St. Anna Hospital Herne/Marien Hospital Herne University Hospital/Marien Hospital Witten

Dr. med. Verapan Kuansongtham

Director of the
Spine Specialists Center, Bumrungrad International,
Bangkok, Thailand

Dr. med. Amd Lienert

Center for Spine Surgery and Pain Therapy, Center for Orthopedics and Traumatology of the St. Elisabeth Group - Catholic Hospitals Rhein-Ruhr, St. Anna Hospital Herne/Marien Hospital Herne University Hospital/Marien Hospital Witten

Georgios Malamataris

Center for Spine Surgery and Pain Therapy, Center for Orthopedics and Traumatology of the St. Elisabeth Group - Catholic Hospitals Rhein-Ruhr, St. Anna Hospital Herne/Marien Hospital Herne University Hospital/Marien Hospital Witten

Mina Mikhael

Center for Spine Surgery and Pain Therapy, Center for Orthopedics and Traumatology of the St. Elisabeth Group - Catholic Hospitals Rhein-Ruhr, St. Anna Hospital Herne/Marien Hospital Herne University Hospital/Marien Hospital Witten

Dr. med. Semih Oezdemir

Center for Spine Surgery and Pain Therapy, Center for Orthopedics and Traumatology of the St. Elisabeth Group - Catholic Hospitals Rhein-Ruhr, St. Anna Hospital Herne/Marien Hospital Herne University Hospital/Marien Hospital Witten

Muhannad Razzouk

Center for Spine Surgery and Pain Therapy, Center for Orthopedics and Traumatology of the St. Elisabeth Group - Catholic Hospitals Rhein-Ruhr, St. Anna Hospital Herne/Marien Hospital Herne University Hospital/Marien Hospital Witten

Priv.-Doz. Dr. med. habil. Sebastian Ruetten

Head of
Center for Spine Surgery and Pain Therapy, Center for Orthopedics and Traumatology of the St. Elisabeth Group - Catholic Hospitals Rhein-Ruhr, St. Anna Hospital Herne/Marien Hospital Herne University Hospital/Marien Hospital Witten

Dr. med. Athanasios Tsoanelis

Center for Spine Surgery and Pain Therapy, Center for Orthopedics and Traumatology of the St. Elisabeth Group - Catholic Hospitals Rhein-Ruhr, St. Anna Hospital Herne/Marien Hospital Herne University Hospital/Marien Hospital Witten

Dr. med. Ali Güven Yörükoglu

Avrasya Hospital,
Department of Neurosurgery,
Istanbul, Turkey

General notes

Organizers:

Center for Spine Surgery and Pain Therapy, Center for Orthopedics and Traumatology of the St. Elisabeth Group - Catholic Hospitals Rhein-Ruhr, St. Anna Hospital Herne/Marien Hospital Herne University Hospital/Marien Hospital Witten
Hospitalstrasse 19, 44649 Herne, Germany

Section for Clinical Anatomy,
Heinrich-Heine-University Düsseldorf
Universitätsstrasse 1,
Building 22.05
40225 Düsseldorf

Language:

All lectures, presentations and discussions will be conducted in **English**.

Conference Location:

Wednesday, September 20th

Section for Clinical Anatomy,
Heinrich-Heine-University Düsseldorf
Universitätsstrasse 1,
Building 22.05
40225 Düsseldorf

Thursday, September 21st

Center for Spine Surgery and Pain Therapy, Center for Orthopedics and Traumatology of the St. Elisabeth Group - Catholic Hospitals Rhein-Ruhr, St. Anna Hospital Herne/Marien Hospital Herne University Hospital/Marien Hospital Witten
Hospitalstrasse 19,
Hörsaal 1
44649 Herne, Germany

There is a shuttle transfer from your hotel to the training location and back on both days.

Night Event:

Dinner on Thursday, 21st September 2017, 19:00 h.

Scientific Direction:

Dr. med. Martin Komp,
Dr. med. Semih Oezdemir,
Dr. med. Patrick Hahn,
Priv.-Doz. Dr. med. habil. Sebastian Ruetten
Center for Spine Surgery and Pain Therapy, Center for Orthopedics and Traumatology of the St. Elisabeth Group - Catholic Hospitals Rhein-Ruhr, St. Anna Hospital Herne/Marien Hospital Herne University Hospital/Marien Hospital Witten

CME Certification:

Certified for CME credit points.

Organization Office:

RiWOSpine GmbH
Ms. Julia Armingeon
Pforzheimer Str. 32
75438 Knittlingen
Germany
Tel.: +49 7043 35-4137
E-Mail: julia.armingeon@riwospine.com

Hotels:

For hotel information and booking please contact the organisation office.

Registration

Please register online: www.riwospine.com/events

or send your registration form via e-mail to: julia.armingeon@riwospine.com

Yes, I will participate in the
42nd International Training Course for Full-endoscopic
Surgeries of the Lumbar, Thoracic and Cervical Spine

on September 21st, 2017
Symposium with Live Surgery
(max. 100 participants) EUR 250,-*

on September 20th and 21st, 2017
Symposium with Live Surgery and Intensive Workshop
(max. 12 participants) EUR 1.200,-*

- Yes, I will participate in the **dinner** on Thursday**
 I am vegetarian
 I am allergic to:

* plus VAT

** Transfer and dinner are free of additional fees.

Participant (please fill out completely)

Name:

First name:

Title:

Hospital:

Street:

Postcode / Town:

Country:

Tel.:

Fax:

e-mail:

- Yes, I will use the **shuttle transfer****
Hotel > Training location > Hotel

Your application must be received 4 weeks before the start of the course.

Because of the limited number of participants only those can be registered, who receive a confirmation from the organisation office. You will receive detailed payment information together with the confirmation from our organisation office.

.....
Date

.....
Stamp, Signature