



Basic Training Course & 47th International Symposium

for Full-endoscopic Surgery
of the Lumbar, Thoracic
and Cervical Spine



ST. ELISABETH GRUPPE 
KÄTHOLISCHE KLINIKEN RHEIN-RUHR

Center for Spine Surgery and Pain Therapy
Head: Priv.-Doz. Dr. med. Sebastian Ruetten

Center for Orthopedics and Traumatology
of the St. Elisabeth Group – Catholic Hospitals Rhein-Ruhr
St. Anna Hospital Herne | Marien Hospital Herne University Hospital | Marien Hospital Witten
Director: Prof. Dr. med. Georgios Godolias

**Basic Training Course,
March 22nd + 23rd, 2019**

Herne / Düsseldorf, Germany

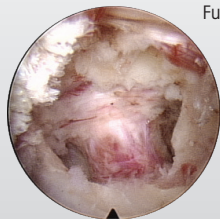
Invitation

Dear Colleagues,

The therapy of degenerative diseases of the spine carries with it medical and socio-economic problems. After conservative measures are exhausted and where there are exacerbated pain conditions or neurological deficits, a surgical procedure may become necessary. Despite good therapy results, consecutive damage may ensue due to traumatization. It is therefore of particular importance to optimize these procedures on a continuous basis. The goal we should strive for is the minimization of surgically induced traumatization and negative longterm consequences, taking into account the existing quality standard.

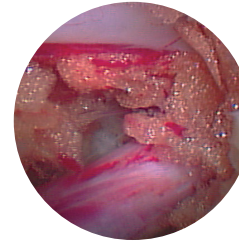
Minimally invasive techniques can reduce tissue damage and its consequences. Endoscopic surgeries demonstrate advantages which have raised these procedures to the standard in various medical areas. On the lumbar spine, as a result of the development of the interlaminar and lateral transforaminal access, the spinal canal with its adjoining structures can be reached full endoscopically. Technical problems have been solved by special rod-lens endoscopes with a large intra-endoscopic working channel and appropriate instruments. Working under a continuous stream of liquid offers options which have proved their worth in arthroscopic surgery through long experience. In the area of the cervical spine anterior or posterior access is possible.

Today, the combination of the new surgical access routes with the technical developments makes possible a full-endoscopic methodology coupled with excellent visibility which, taking into account the indication criteria, carries with it the advantages of a truly minimally invasive procedure and is sufficient, low in complications and economic. Principal indications are disc herniations, spinal canal stenosis and intradiscal procedures such as the introduction of implants.



Full-endoscopic surgeries are an addition and an alternative within the overall concept of spinal surgery. Nevertheless, because of clear indications and boundaries, open and maximally invasive procedures are necessary. These must be mastered by the spinal surgeon in order, while taking into account the respective pathology, to be able to offer the appropriate procedure as well as cope with problems and complications of full-endoscopic surgeries.

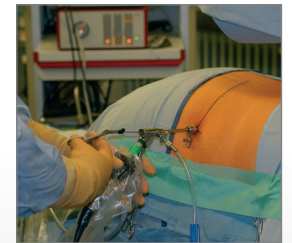
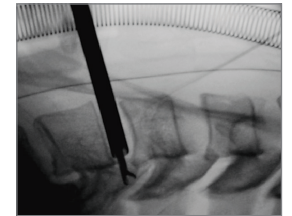
In order to be able to visualize the exact position in the space at any time during the surgery, detailed knowledge of the anatomy is a prerequisite. In addition, for the three-dimensional understanding of the anatomical and pathological structures, the imaginary linking of different imaging procedures and their sectional planes is necessary. This applies in particular to endoscopic techniques in which the direct visual reference between surgical access and working on the spot is lacking.



During the training course we intend, in a reciprocal exchange with yourselves, to try to demonstrate the current and future options as well as problems, risks and complications of full-endoscopic surgeries in the area of the spine. In an environment of practical demonstration where you perform access routines on cadavers yourself, typical practical experience for your

expected learning curve or future clinical application can be gathered. Under intensive tuition by instructors, each participant will perform the various access routines on a practical level and run through special working procedures. For this reason the number of participants is limited. Nevertheless, the training course cannot replace the acquisition of the necessary extensive knowledge.

Having regard to the considerable demand for national and international training courses we hope we have pinpointed your field of interest in the enclosed program and would be happy to welcome you as a participant at our symposium and at the dinner.



Priv.-Doz. Dr. med.
Sebastian Ruetten

Dr. med. Marlin Komp

Center for Spine Surgery and Pain Therapy
Head: Priv.-Doz. Dr. med. Sebastian Ruetten



ST. ELISABETH GRUPPE 
KATHOLISCHE KLINIKEN RHEIN-RUHR

**Center for Orthopedics and Traumatology
of the St. Elisabeth Group – Catholic Hospitals Rhein-Ruhr**
St. Anna Hospital Herne | Marien Hospital Herne University Hospital | Marien Hospital Witten
Director: Prof. Dr. med. Georgios Godolias

Friday, March 22nd

08:30 h **Registration**

09:00 h **Welcome and Introduction**
M. Komp, S. Ruetten

Lumbar spine:

09:15 h **The transforaminal full-endoscopic approach in disc herniations – Technique and indications of posterolateral to lateral access**
S. Ruetten, A. Lienert, M. Komp

09:45 h **Discussion**

10:00 h **Live Surgery**
Full-endoscopic surgery with lateral transforaminal access in a disc herniation
M. Komp - Moderation: S. Ruetten
Discussion afterwards

10:45 h **Break**

11:00 h **The interlaminar full-endoscopic approach in disc herniations – State of the art, possibilities and limitations**
M. Komp, A. Lienert, S. Ruetten

11:30 h **Discussion**

11:45 h **Live Surgery**
Full-endoscopic surgery with interlaminar access in a disc herniation
S. Ruetten - Moderation: M. Komp
Discussion afterwards

12:30 h **Lunch**

13:15 h **Full-endoscopic decompression in lateral and central stenosis – Application of the interlaminar and transforaminal approach**
S. Ruetten, A. Lienert, M. Komp

13:45 h **Discussion**

14:00 h **Live Surgery**
Full-endoscopic surgery with interlaminar access in lumbar spinal stenosis
M. Komp - Moderation: S. Ruetten
Discussion afterwards

14:45 h **Break**

15:00 h **Case presentation and discussion**
S. Ruetten, A. Lienert, M. Komp, international instructor

15:45 h **Break**

Cervical spine:

16:00 h **The full-endoscopic surgery of the cervical spine with anterior and posterior access – Possibilities and limitations**
M. Komp, A. Lienert, S. Ruetten

Thoracic spine:

16:30 h **Operation of thoracic disc herniations and stenosis in the full-endoscopic technique – interlaminar, extraforaminal and transthoracic access**
S. Ruetten, A. Lienert, M. Komp

17:00 h **Discussion**

17:15 h **Closing**
M. Komp, S. Ruetten

19:00 h **Common Dinner**

Saturday, March 23rd

09:00 h **Welcome and Introduction**

Basic Cadaver Training – Part I:

09:15 h **Repetition access techniques – Full-endoscopic transforaminal approach of the lumbar spine**

09:45 h **Demonstration of transforaminal access**

10:15 h **Practical exercises for participants**

Module 1: Lumbar spine – Basic course:
Full-endoscopic transforaminal surgery

Module 2: Cervical spine – Master Class course:
Full-endoscopic surgery with anterior approach
On demand: extraforaminal surgery, foraminal stenosis surgery

12:45 h **Lunch**

Basic Cadaver Training – Part II:

13:45 h **Repetition access techniques – Full-endoscopic interlaminar approach of the lumbar spine**

14:00 h **Demonstration of interlaminar access**

14:30 h **Practical exercises for participants**

Module 1: Lumbar spine – Basic course:
Full-endoscopic interlaminar surgery

Module 2: Cervical spine – Master Class course:
Full-endoscopic surgery with posterior approach
On demand: stenosis surgery

16:00 h **Closing**

Speakers / Instructors

Milos Cukovic

Center for Spine Surgery and Pain Therapy, Center for Orthopedics and Traumatology of the St. Elisabeth Group - Catholic Hospitals Rhein-Ruhr, St. Anna Hospital Herne/Marien Hospital Herne University Hospital/Marien Hospital Witten

Dr. Peter Van Daele

O.-L.-V.-van Lourdes Ziekenhuis Waregem
Waregem, Belgium

Dr. José Miguel Donoso Azagra

Endoscopic Spine Surgery Center
Vitacurav Santiago de Chile, Chile

Prof. Dr. med. Timm J. Filler

Director of the
Institute for Anatomy I
Section for Clinical Anatomy,
Heinrich-Heine-University Düsseldorf, Germany

Dr. med. Martin Komp

Center for Spine Surgery and Pain Therapy, Center for Orthopedics and Traumatology of the St. Elisabeth Group - Catholic Hospitals Rhein-Ruhr, St. Anna Hospital Herne/Marien Hospital Herne University Hospital/Marien Hospital Witten

Dr. med. Verapan Kuansongtham

Director of the
Spine Specialists Center, Bumrungrad International,
Bangkok, Thailand

Dr. med. Arnd Lienert

Center for Spine Surgery and Pain Therapy, Center for Orthopedics and Traumatology of the St. Elisabeth Group - Catholic Hospitals Rhein-Ruhr, St. Anna Hospital Herne/Marien Hospital Herne University Hospital/Marien Hospital Witten

Mina Mikhael

Center for Spine Surgery and Pain Therapy, Center for Orthopedics and Traumatology of the St. Elisabeth Group - Catholic Hospitals Rhein-Ruhr, St. Anna Hospital Herne/Marien Hospital Herne University Hospital/Marien Hospital Witten

Dr. Marco Aurelio Moscatelli

neurolife clinic
Natal/RN
Brazil

Muhannad Razzouk

Center for Spine Surgery and Pain Therapy, Center for Orthopedics and Traumatology of the St. Elisabeth Group - Catholic Hospitals Rhein-Ruhr, St. Anna Hospital Herne/Marien Hospital Herne University Hospital/Marien Hospital Witten

Dr. Ghassan Elgeadi Saleh

Elgeadi Traumatología
Getafe, Spain

Priv.-Doz. Dr. med. Sebastian Ruetten

Head of the Center for Spine Surgery and Pain Therapy,
Director of the Center for Orthopedics and Traumatology of the St. Elisabeth Group - Catholic Hospitals Rhein-Ruhr, St. Anna Hospital Herne/Marien Hospital Herne University Hospital/Marien Hospital Witten, Germany

Dr. med. Athanasios Tsobanelis

Center for Spine Surgery and Pain Therapy, Center for Orthopedics and Traumatology of the St. Elisabeth Group - Catholic Hospitals Rhein-Ruhr, St. Anna Hospital Herne/Marien Hospital Herne University Hospital/Marien Hospital Witten

Dr. Withawin Kesornsak

Spine Specialists Center, Bumrungrad International,
Bangkok, Thailand

Dr. med. Ali Güven Yörükoglu

Avrasya Hospital,
Department of Neurosurgery,
Istanbul, Turkey

General notes

Organizers:

Center for Spine Surgery and Pain Therapy, Center for Orthopedics and Traumatology of the St. Elisabeth Group - Catholic Hospitals Rhein-Ruhr, St. Anna Hospital Herne/Marien Hospital Herne University Hospital/Marien Hospital Witten
Hospitalstrasse 19, 44649 Herne, Germany

Section for Clinical Anatomy,
Heinrich-Heine-University Düsseldorf
Universitätsstr. 1
40225 Düsseldorf

Language:

All lectures, presentations and discussions will be conducted in **English**.

Conference Location:

Friday, March 22nd

Center for Spine Surgery and Pain Therapy, Center for Orthopedics and Traumatology of the St. Elisabeth Group - Catholic Hospitals Rhein-Ruhr, St. Anna Hospital Herne/Marien Hospital Herne University Hospital/Marien Hospital Witten
Hospitalstrasse 19,
Hörsaal 1
44649 Herne, Germany

Saturday, March 23rd

Section for Clinical Anatomy,
Heinrich-Heine-University Düsseldorf
Universitätsstr. 1, Building 22.05
40225 Düsseldorf, Germany

There is a shuttle transfer from your hotel to the training location and back on both days.

Night Event:

Dinner on Friday, 22nd March 2019, 19:00 h.

Scientific Direction:

Dr. med. Martin Komp,
Priv.-Doz. Dr. med. Sebastian Ruetten
Center for Spine Surgery and Pain Therapy, Center for Orthopedics and Traumatology of the St. Elisabeth Group - Catholic Hospitals Rhein-Ruhr, St. Anna Hospital Herne/Marien Hospital Herne University Hospital/Marien Hospital Witten

CME Certification:

Certified for CME credit points.

Organization Office:

RIWOSpine GmbH
Ms. Julia Armingeon
Pforzheimer Str. 32
75438 Knittlingen
Germany
Tel.: +49 7043 35-4137
E-Mail: education@riwospine.com

Hotels:

For hotel information and booking please contact the organization office.

Registration

Organization Office:
RIWOSpine GmbH
Ms. Julia Armingeon
Tel.: +49 7043 35-4137
education@riwospine.com
www.riwospine.com/events

Yes, I will participate in the
47th International Training Course for Full-endoscopic
Surgery of the Lumbar, Thoracic and Cervical Spine

on March 22nd, 2019
Symposium with Live Surgery EUR 180,-*

on March 22nd and 23rd, 2019
Symposium with Live Surgery and Cadaver Training
Please choose one module for cadaver workshop.
See page 5 for more detailed information.

Module I: Lumbar Spine –
Basic course EUR 850,-*

Module II: Cervical Spine –
Master Class course EUR 1750,-*

- Yes, I will participate in the **dinner** on Friday**
 I am vegetarian
 I am allergic to:

* plus VAT

** Transfer and dinner are free of additional fees.

Participant (please fill out completely)

Name:

First name:

Title:

Hospital:

Street:

Postcode / Town:

Country:

Tel.:

Fax:

E-Mail:

Yes, I will use the **shuttle transfer****
Hotel > Training location > Hotel

Because of the limited number of participants only those can be registered, who receive a confirmation from the organization office. You will receive detailed payment information together with the confirmation from our organization office.

.....
Date

.....
Stamp, Signature