



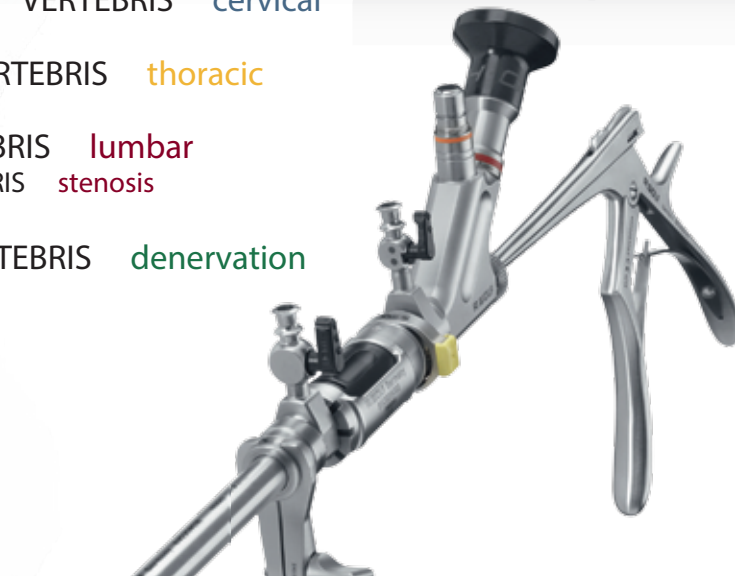
we perform  
innovation

VERTEBRIS cervical

VERTEBRIS thoracic

VERTEBRIS lumbar  
VERTEBRIS stenosis

VERTEBRIS denervation



## VERTEBRIS

Full-endoscopic solutions for disc herniations,  
spinal canal stenosis, sacroiliac and  
facet joint syndrome



## Intensive Course

### 46<sup>th</sup> International Training Course for Full-endoscopic Operations of the Lumbar, Thoracic and Cervical Spine

January 31<sup>st</sup> - February 1<sup>st</sup>, 2019

#### COURSE DIRECTORS

Dr. Verapan Kuansongtham  
Priv.-Doz. Dr. med. habil. Sebastian Ruetten

#### ORGANIZERS

- Bumrungrad Spine Institute, Bumrungrad International Hospital, Bangkok, Thailand
- Chula Soft Cadaver Surgical Training Center, Chulalongkorn University, Bangkok, Thailand
- Center for Spine Surgery and Pain Therapy  
Center for Orthopedics and Traumatology of the  
St. Elisabeth Group - Catholic Hospitals Rhein-Ruhr,  
St. Anna Hospital Herne/Marien Hospital Herne University  
Hospital/Marien Hospital Witten, Germany
- The Bumrungrad Hospital Foundation



## Invitation

Dear colleagues,

Cervical and lumbar disc herniation is a common problem requiring discectomy. In general, open spinal discectomy is associated with muscle and ligamentum flavum dissection which can cause scaring and long-term side effects. In order to make cervical and lumbar disc surgery minimally invasive, Priv.-Doz. Dr. med. habil. Sebastian Ruetten has developed a Richard Wolf endoscope for both cervical and lumbar discectomy. His operative techniques significantly reduce the risks of these potential complications.

The endoscopic cervical and lumbar discectomy is another step advance from cervical and lumbar microdiscectomy that is performed with the use of the operating microscope. The surgical visualization by an endoscope is better than with the operating microscope. Because an endoscope can enter into surgical anatomy and has a capability to look around with 25-degree lens unlike the operating microscope that views the surgical site from a distance, endoscopic discectomy requires a smaller incision and less tissue dissection than microscopic discectomy. Obviously, this minimally invasive, less traumatic, endoscopic cervical and lumbar discectomy leads to excellent results, faster recovery, and significant economic saving, which is extremely gratifying for both the patient and the surgeon.

This time we include more advanced lecture and workshop table for recess decompression surgery with the new scope. We have accomplished this technique for a couple of years with good results.

We will devote ourselves to further development in the field of minimally invasive spine surgery. In this situation, we are very grateful for your participation. We hope that this training course will offer great opportunities for neurosurgeons and orthopedic surgeons to communicate, exchange experiences and upgrade their expertise which would eventually lead to further development and innovation in this field.

**Thank you very much.**

### **Dr. Verapan Kuansongtham**

Director of Bumrungrad Spine Institute  
Bumrungrad International Hospital  
Division of Neurosurgery  
Department of Surgery  
Chula Soft Cadaver Surgical Training Center, Faculty of Medicine,  
Chulalongkorn University, Bangkok, Thailand

### **Priv.-Doz. Dr. med. habil. Sebastian Ruetten**

Head of the Center for Spine Surgery and Pain Therapy  
Center for Orthopedics and Traumatology of the St. Elisabeth Group - Catholic Hospitals  
Rhein-Ruhr, St. Anna Hospital Herne/Marien Hospital Herne University Hospital/Marien  
Hospital Witten, Germany

## Message from Chief Executive Officer and Medical Director of Bumrungrad International Hospital

Dear colleagues,

At Bumrungrad, we strive for professional excellence and innovation in all we do. We participate actively in the advancement of medicine practice through research and education. For Spine Surgery, in June 2011 the Bumrungrad Spine Institute has been established at our hospital. In addition, we launched the Asian Full Endospine Training Center in collaboration with St. Anna Hospital Herne and Richard Wolf GmbH at Bumrungrad. This evidenced the recognition of the capabilities and experience of our spine surgeons in advance endoscopic techniques pioneered in Germany.

As you may already be aware, Priv.-Doz. Dr. med. habil. Sebastian Ruetten is a world pioneer who invented a special technique for using an endoscope to operate patients with herniated discs and stenosis. In 2008, Dr. Ruetten and Dr. Kuansongtham decided to become partners in training doctors around the world for the full-endoscopic spine and cervical surgery. Each year, they will jointly organize a symposium for full-endoscopic surgery of the lumbar and cervical spine twice a year in Germany (March and September), and once a year in Thailand (around January).

Since Thailand is the only training center in Asia, each time we received participants from many countries in this region like Hong Kong, Malaysia, Korea and India. We trust that you will find our symposium even more interesting forum for exchange of knowledge and experiences among doctors with diverse background.

### **Assoc. Prof. Somsak Chaovitsaree, M.D.**

Chief Executive Officer and Medical Director  
Bumrungrad International Hospital

**Thursday, January 31<sup>st</sup>, 2019**

**Intensive Course: at Faculty of Medicine, Chulalongkorn University, Bangkok, Thailand**

09:00-09:15 h

**Welcome and introduction**

*V. Kuansongtham, T. Tansatit*

**Cadaver Workshop - Part I**

09:30-09:45 h

**Repetition access techniques – Full-endoscopic transforaminal approach of the lumbar spine**

*W. Kesornsak, V. Kuansongtham, S. Ruetten*

09:45-10:15 h

**Demonstration of transforaminal access**

*V. Kuansongtham, W. Kesornsak, S. Ruetten*

10:15-12:45 h

**Practical exercises for participants**

**Module 1:** Lumbar spine: Full-endoscopic transforaminal operation

**Instructors:**

*T. Wattanawong, W. Kesornsak, I. Komonhirun, A. Boongird,  
P. Predeeprompan, K. Saetia, N. Bumrungtin, W. Mahattanakul,  
S. Ruetten, D. Goethel*

12:45-13:45 h

**Lunch**

**Cadaver Workshop – Part II**

13:45-14:00 h

**Repetition access techniques – Full-endoscopic interlaminar approach of the lumbar spine**

*W. Kesornsak, V. Kuansongtham, S. Ruetten*

14:00-14:30 h

**Demonstration of interlaminar access**

*V. Kuansongtham, W. Kesornsak, S. Ruetten*

14:30-16:45 h

**Practical exercises for participants**

**Module 1:** Lumbar spine: Full-endoscopic operation with posterior approach

**Instructors:**

*T. Wattanawong, W. Kesornsak, I. Komonhirun, A. Boongird,  
P. Predeeprompan, K. Saetia, N. Bumrungtin, W. Mahattanakul,  
S. Ruetten, D. Goethel*

16:45-17:00 h

**Closing**

*V. Kuansongtham*

**Friday, February 1<sup>st</sup>, 2019**

**Intensive Course: at Bumrungrad International Hospital, Bangkok, Thailand**

From 08:00 h

**Registration**

08:30-08:45 h

**Welcome and introduction**

*S. Chaovitsaree, V. Kuansongtham, S. Ruetten*

**Lumbar / Thoracic Spine:**

09:00-09:30 h

**The transforaminal full-endoscopic approach in disc herniations –  
Technique and indications of posterolateral to lateral access**

*S. Ruetten*

09:30-09:45 h

**Discussion**

09:45-10:30 h

**Live Operation: Full-endoscopic operation with lateral transforaminal access  
in a disc herniation**

*V. Kuansongtham, T. Wattanawong*

**Moderators:** *W. Mahattanakul, R. Arunakul, A. Boongird,*

*W. Kesornsak, S. Ruetten*

*Discussion afterwards*

10:30-10:45 h

**Refreshment**

10:45-11:15 h

**The interlaminar full-endoscopic approach in disc herniations -  
State of the art, possibilities and limitations**

*W. Kesornsak, V. Kuansongtham, S. Ruetten*

11:15-11:30 h

**Discussion**

11:30-12:15 h

**Live Operation: Full-endoscopic operation with interlaminar access  
in a disc herniation**

*V. Kuansongtham, I. Komonhirun*

**Moderators:** *W. Mahattanakul, R. Arunakul, A. Boongird,*

*W. Kesornsak, S. Ruetten*

*Discussion afterwards*

12:15-13:15 h

**Lunch**

13:15-13:45 h

**Full-endoscopic decompression in lateral and central stenosis –  
Application of the interlaminar and transforaminal**

*W. Kesornsak, V. Kuansongtham, S. Ruetten*

13:45-14:30 h

**Live Operation: Full-endoscopic operation with interlaminar  
access in lumbar spinal stenosis**

*V. Kuansongtham, T. Wattanawong*

**Moderators:** *W. Mahattanakul, W. Kesornsak, R. Arunakul,*

*M. Ruangchainikom, S. Ruetten*

*Discussion afterwards*

14:30-14:45 h

**Technical aspects of full-endoscopic spinal  
applications & equipment**

*D. Goethel*

14:45-15:00 h

**Discussion**

15:00-15:15 h

**Refreshment**

**Cervical Spine:**

15:15-15:45 h

**The full-endoscopic operation of the cervical spine with  
anterior and posterior access – Possibilities and limitations**

*S. Ruetten*

15:45-16:00 h

**Discussion**

16:00 h

**Closing**

*V. Kuansongtham*

## Registration

Please send your registration form to **Medical Education, Bumrungrad Hospital Pcl** by **December 17<sup>th</sup>, 2018**

**Tel:** +66 (0) 2011 3141  
**via fax number** +66 (0) 2011 3133  
**or e-mail:** medical.education@bumrungrad.com

Yes, I will participate in the 46<sup>th</sup> International Training Course for Full-endoscopic Operations of the Lumbar, Thoracic and Cervical Spine

Lecture only February 1<sup>st</sup>, 2019

Intensive Course January 31<sup>st</sup> - February 1<sup>st</sup>, 2019

### Participant (please complete information below)

First name: .....

Surname: .....

Title: .....

Hospital: .....

Street: .....

City/Postcode: .....

Country: .....

Tel: ..... Fax: .....

E-mail: .....

Have you ever participated in any full-endoscopic operations of the lumbar, thoracic and cervical spine training course before?

- Yes, please specify date and place.  
 No

Have you ever performed full-endoscopic operations of the lumbar, thoracic and/or cervical spine?

- Yes, please specify types and approximate number of cases.  
 No

Special Dietary Needs:

- None  Vegetarian  
 Seafood Allergies  Halal  
 Other, please specify

Signature: ..... Date: .....

### Course fee:

For attending only lecture on **February 1<sup>st</sup>, 2019**

**Thai**  
THB 10,000

**Foreigner**  
USD 300

Intensive Course (max 20 participants) on **January 31<sup>st</sup> - February 1<sup>st</sup>, 2019**

THB 65,000

USD 2,000

### Participants:

Due to space limitation, only participants who receive confirmation from the Organization Office will be registered for the training. The Organization Office will provide payment information upon confirmation.

### Direct Deposit

Swift Code : BKKBTHBK  
 Payment Currency : THB/ USD  
 Bank Name : Bangkok Bank  
 Branch : Bumrungrad Hospital  
 Bank Address : 33 Soi 3 Sukumvit Road,  
 Klongtoey Nua,  
 Wattana, Bangkok 10110  
 A/C No : 031-706273-5

**BHF. for Spine Surgery Training**

## Speakers/Instructors

### **Asst. Prof. Dr. Rattalerk Arunakul**

Orthopedic Surgeon  
Bumrungrad Spine Institute

### **Assoc. Prof. Dr. Atthaporn Boongird\***

Neurosurgeon  
Bumrungrad Spine Institute

### **Dr. Narongsak Bumrungrtin**

Orthopedic Surgeon  
Head of Orthopedic Department  
Chaiyaphum Hospital

### **Dr. Akira Dezawa**

Visiting Professor  
Department of Orthopaedic Surgery  
Mizonokuchi Hospital, Teikyo University

### **Mr. Dirk Goethel**

General Manager  
RIWOSpine GmbH

### **Assoc. Prof. Dr. Ake Hansasuta\***

Neurosurgeon  
Bumrungrad Spine Institute

### **Dr. Withawin Kesornsak**

Neurosurgeon  
Bumrungrad Spine Institute

### **Dr. Ittipol Komonhirun**

Orthopedic Surgeon  
Bumrungrad Spine Institute

### **Dr. med. Martin Komp**

Center for Spine Surgery and Pain Therapy  
Center for Orthopedics and Traumatology  
of the St. Elisabeth Group - Catholic Hospitals  
Rhein-Ruhr, St. Anna Hospital Herne/  
Marien Hospital Herne University Hospital/  
Marien Hospital Witten, Germany

### **Dr. Verapan Kuansongtham\***

Neurosurgeon  
Director of Bumrungrad Spine Institute  
Bumrungrad International Hospital

### **Dr. Wattana Mahattanakul\***

Neurosurgeon  
Bumrungrad Spine Institute

### **Dr. Kazuo Ohmori**

Director Center for Spine Surgery  
Nippon Kokan Hospital

### **Dr. Pradit Predeeprompan**

Orthopaedic Surgeon  
Bumrungrad Spine Institute

### **Asst. Prof. Dr. Monchai Ruangchainikom**

Orthopaedic Surgeon  
Bumrungrad Spine Institute

### **Priv.-Doz. Dr. med. habil. Sebastian Ruetten**

Center for Spine Surgery and Pain Therapy  
Center for Orthopedics and Traumatology  
of the St. Elisabeth Group - Catholic Hospitals  
Rhein-Ruhr, St. Anna Hospital Herne/  
Marien Hospital Herne University Hospital/  
Marien Hospital Witten, Germany

### **Asst. Prof. Dr. Kriangsak Saetia\***

Neurosurgeon  
Bumrungrad Spine Institute

### **Assoc. Prof. Dr. Thanet Wattanawong**

Orthopaedic Surgeon  
Bumrungrad Spine Institute

## General Notes

### **ORGANIZERS:**

- **Bumrungrad Spine Institute**  
Bumrungrad International Hospital  
33 Sukhumvit 3  
Klongtoey Nua, Wattana  
Bangkok 10110, Thailand
- **Center for Spine Surgery and Pain Therapy**  
Center for Spine Surgery and Pain Therapy  
Center for Orthopedics and Traumatology  
of the St. Elisabeth Group - Catholic Hospitals  
Rhein-Ruhr, St. Anna Hospital Herne/  
Marien Hospital Herne University Hospital/  
Marien Hospital Witten, Germany  
Hospitalstrasse 19  
44649 Herne, Germany
- **Chula Soft Cadaver Surgical Training Center**  
4<sup>th</sup> Floor Padtayapat building Faculty of  
Medicine Chulalongkorn University,  
Bangkok, Thailand
- **The Bumrungrad Hospital Foundation**  
33 Sukhumvit 3  
Klongtoey Nua, Wattana  
Bangkok 10110, Thailand

### **CONFERENCE LOCATION:**

- **Thursday, January 31<sup>st</sup>, 2019**  
Chula Soft Cadaver Surgical Training  
Center, 4th Floor Padtayapat building  
Faculty of Medicine Chulalongkorn  
University, Bangkok, Thailand  
*see map on page 15*
- **Friday, February 1<sup>st</sup>, 2019**  
21<sup>st</sup> Floor, Conference Room,  
Bumrungrad International Hospital,  
Bangkok *see map on page 15*

### **SCIENTIFIC DIRECTION:**

Dr. Verapan Kuansongtham  
Bumrungrad Spine Institute  
Bumrungrad International Hospital  
33 Sukhumvit 3  
Klongtoey Nua, Wattana  
Bangkok 10110, Thailand

Priv.-Doz. Dr. med. habil. Sebastian Ruetten  
Dr. med. Martin Komp  
Center for Spine Surgery and Pain Therapy  
Center for Orthopedics and Traumatology  
of the St. Elisabeth Group - Catholic Hospitals  
Rhein-Ruhr, St. Anna Hospital Herne/  
Marien Hospital Herne University Hospital/  
Marien Hospital Witten, Germany  
Hospitalstrasse 19,  
44649 Herne, Germany

### **ORGANIZATION OFFICE:**

Miss Chollada Ruangprach  
Medical Education  
Bumrungrad Hospital PCL.  
33 Sukhumvit 3  
Klongtoey Nua, Wattana  
Bangkok 10110, Thailand  
Tel: +66 (0) 2011 3141  
Fax: +66 (0) 2011 3133  
**E-mail:**  
[medical.education@bumrungrad.com](mailto:medical.education@bumrungrad.com)

### **SUGGESTED HOTEL :**

**Best Western Premier**  
78 Sukhumvit Soi 1, Klongtoey Nua,  
Wattana, Bangkok, 10110  
Tel: +66 (0) 2256 0677

*\*Also a member of the Chula Soft Cadaver Surgical Training Center, Chulalongkorn University, Bangkok, Thailand*

### **LANGUAGE:**

All lectures, presentations and discussions  
will be conducted in **ENGLISH.**



## Map

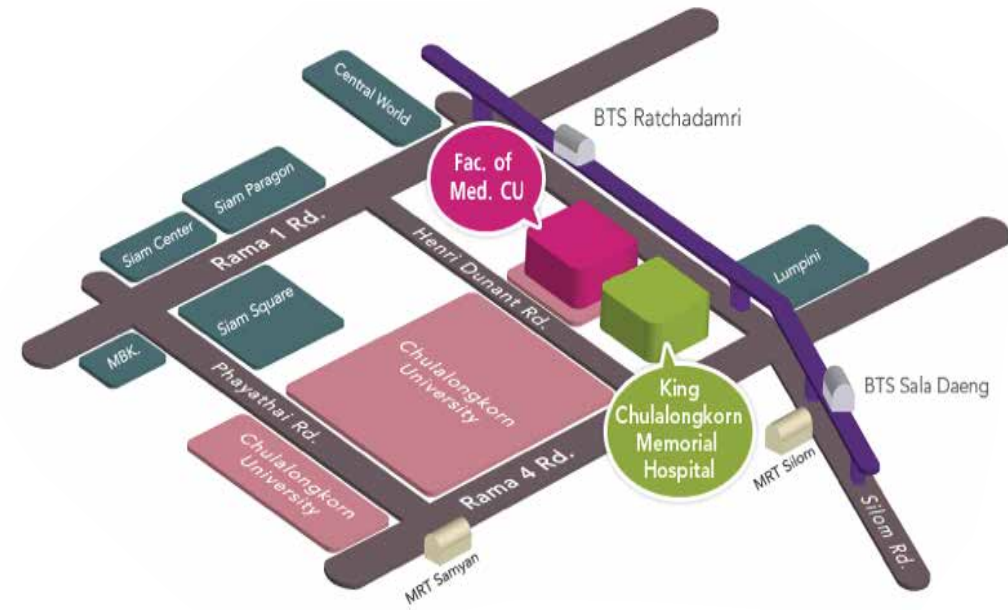
Bumrungrad International Hospital  
33 Sukhumvit 3, Klongtoey Nua, Wattana  
Bangkok 10110, Thailand

Tel: +66 (0) 2066 8888  
Fax: +66 (0) 2011 3133



**BUS:** 4, 14, 15, 25, 45, 46, 67, 74, 76, 77, 109, 115, 163, 172, 177  
**Air Bus:** 16, 21, 50, 47, 50, 76, 77, 141, 504, 505, 507, 514, 547

**Sky Train (BTS) :** Saladeang Station  
**Subway (MRT) :** Silom Station



## Chula Soft Cadaver Surgical Training Center

4<sup>th</sup> Floor Padtayapat Building, Faculty of Medicine,  
Chulalongkorn University

Tel 02-2564737

1873 Rama 4 Rd. Pathumwan, Bangkok 10330

GE Healthcare

GE is making a new commitment to healthcare


# We call it **healthymagination**

At GE, we believe what's needed, right now, is a new mindset that embraces that health is everything. Just as we delivered innovation in environmental technology with ecomagination, healthymagination will change the way we approach healthcare, with over 100 innovations all focused on addressing three critical needs: **lowering costs, touching more people and improving quality.**

Yes, costs need to be lowered, while still delivering the best technology possible. GE's Electronic Medical Records give doctors the information they need almost instantly and could save billions in costs over the next 5 years.




**Reduce Costs**



**Increase Access**

Access to healthcare should be more available and not determined by where you live. Equipment like GE's MAC 800 brings lifesaving ECG technology to patients in a unit smaller than a backpack, accessible to the most remote hospitals and clinics in the world.



**Improve Quality**

Quality healthcare empowers more people through early detection and a higher level of care at home. As people age or face chronic conditions, they need innovations like Home Health technologies that remotely monitor their well-being so they can live independently.

**RIWOSPINE**  
A Richard Wolf Company

**BJHMedical**

**RICHARD WOLF**



To learn more visit,  
[www.healthymagination.com](http://www.healthymagination.com)



GE imagination at work