

Intensive Training Course & Symposium

**for Full-endoscopic Surgery
of the Lumbar Spine**



**Intensive Training Course
July 26th + 27th, 2019**

Vernon Hills, IL, USA

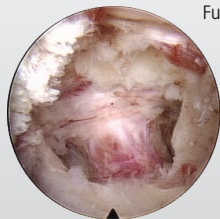
Invitation

Dear Colleagues,

The therapy of degenerative diseases of the spine carries with it medical and socio-economic problems. After conservative measures are exhausted and where there are exacerbated pain conditions or neurological deficits, a surgical procedure may become necessary. Despite good therapy results, consecutive damage may ensue due to traumatization. It is therefore of particular importance to optimize these procedures on a continuous basis. The goal we should strive for is the minimization of surgically induced traumatization and negative long-term consequences, taking into account the existing quality standard.

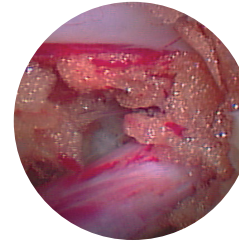
Minimally invasive techniques can reduce tissue damage and its consequences. Endoscopic surgeries demonstrate advantages which have raised these procedures to the standard in various medical areas. On the lumbar spine, as a result of the development of the interlaminar and lateral transforaminal access, the spinal canal with its adjoining structures can be reached full endoscopically. Technical problems have been solved by special rod-lens endoscopes with a large intra-endoscopic working channel and appropriate instruments. Working under a continuous stream of liquid offers options which have proved their worth in arthroscopic surgery through long experience. In the area of the cervical spine anterior or posterior access is possible.

Today, the combination of the new surgical access routes with the technical developments makes possible a full-endoscopic methodology coupled with excellent visibility which, taking into account the indication criteria, carries with it the advantages of a truly minimally invasive procedure and is sufficient, low in complications and economic. Principal indications are disc herniations, spinal canal stenosis and intradiscal procedures such as the introduction of implants.



Full-endoscopic surgeries are an addition and an alternative within the overall concept of spinal surgery. Nevertheless, because of clear indications and boundaries, open and maximally invasive procedures are necessary. These must be mastered by the spinal surgeon in order, while taking into account the respective pathology, to be able to offer the appropriate procedure as well as cope with problems and complications of full-endoscopic surgeries.

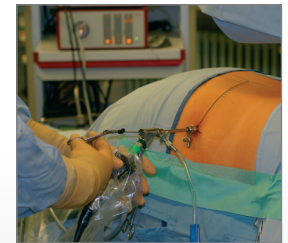
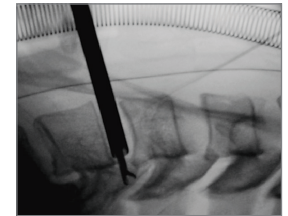
In order to be able to visualize the exact position in the space at any time during the surgery, detailed knowledge of the anatomy is a prerequisite. In addition, for the three-dimensional understanding of the anatomical and pathological structures, the imaginary linking of different imaging procedures and their sectional planes is necessary. This applies in particular to endoscopic techniques in which the direct visual reference between surgical access and working on the spot is lacking.



During the training course we intend, in a reciprocal exchange with yourselves, to try to demonstrate the current and future options as well as problems, risks and complications of full-endoscopic surgeries in the area of the spine. In an environment of practical demonstration where you perform access routines on cadavers yourself, typical practical experience for your

expected learning curve or future clinical application can be gathered. Under intensive tuition by instructors, each participant will perform the various access routines on a practical level and run through special working procedures. For this reason the number of participants is limited. Nevertheless, the training course cannot replace the acquisition of the necessary extensive knowledge.

Having regard to the considerable demand for national and international training courses we hope we have pinpointed your field of interest in the enclosed program and would be happy to welcome you as a participant at our symposium and at the dinner.



Priv.-Doz. Dr. med.
Sebastian Ruetten

Dr. med. Marlin Komp

Center for Spine Surgery and Pain Therapy
Head: Priv.-Doz. Dr. med. Sebastian Ruetten

Center for Orthopedics and Traumatology
of the St. Elisabeth Group – Catholic Hospitals Rhein-Ruhr
St. Anna Hospital Herne | Marien Hospital Herne University Hospital | Marien Hospital Witten
Director: Priv.-Doz. Dr. med. Sebastian Ruetten



ST. ELISABETH GRUPPE
KATHOLISCHE KLINIKEN RHEIN-RUHR

Friday, July 26th

08:30 h **Registration**

09:00 h **Welcome and Introduction**

M. Komp, S. Ruetten, G. Yörükoğlu

Lumbar spine:

09:15 h **The transforaminal full-endoscopic approach in disc herniations – Technique and indications of posterolateral to lateral access**

M. Komp, S. Ruetten

09:45 h **Discussion**

10:00 h Video demonstration

Full-endoscopic surgery with lateral transforaminal access in a disc herniation

M. Komp, S. Ruetten
Discussion afterwards

10:45 h **Break**

11:00 h **The interlaminar full-endoscopic approach in disc herniations – State of the art, possibilities and limitations**

S. Ruetten, M. Komp

11:30 h **Discussion**

11:45 h Video demonstration

Full-endoscopic surgery with interlaminar access in a disc herniation

M. Komp, S. Ruetten
Discussion afterwards

12:30 h **Lunch**

13:15 h **Plant tour**

13:45 h **Full-endoscopic decompression in lateral and central stenosis – Application of the interlaminar and transforaminal approach**

M. Komp, S. Ruetten

14:15 h **Discussion**

14:30 h **Case presentation and discussion**

M. Komp, S. Ruetten, G. Yörükoğlu

15:15 h **Closing**

M. Komp, S. Ruetten, G. Yörükoğlu

Saturday, July 27th

08:30 h **Registration and Welcome Address**

09:00 h **Lecture:**

Full-endoscopic spine surgery with the transforaminal approach – Indication and surgical technique

Hands-on cadaver session 1:

09:30 h **Demonstration – transforaminal approach**

10:00 h **Hands-on training**

12:30 h **Lunch**

13:30 h **Lecture:**

Full-endoscopic spine surgery with the interlaminar approach – Indication and surgical technique

Hands-on cadaver session 2:

14:00 h **Demonstration – interlaminar approach**

14:30 h **Hands-on training**

16:00 h **Final discussion**

16:30 h **Closing / Transfer to hotel**



Speakers / Instructors

Priv.-Doz. Dr. med. Sebastian Ruetten

Dr. med. Martin Komp

Center for Spine Surgery and Pain Therapy, Center for Orthopedics and Traumatology of the St. Elisabeth Group - Catholic Hospitals Rhein-Ruhr, St. Anna Hospital Herne/Marien Hospital Herne University Hospital/Marien Hospital Witten

Dr. Güven Yörükoğlu

Clinical Manager RIWOspine

General notes

Organizers:

Center for Spine Surgery and Pain Therapy, Center for Orthopedics and Traumatology of the St. Elisabeth Group - Catholic Hospitals Rhein-Ruhr, St. Anna Hospital Herne/Marien Hospital Herne University Hospital/Marien Hospital Witten
Hospitalstrasse 19, 44649 Herne, Germany

Language:

All lectures, presentations and discussions will be conducted in **English**.

Conference Location:

Richard Wolf Medical Instruments Corporation
353 Corporate Woods Parkway
Vernon Hills, IL 60061-3110

Night Event:

Dinner on Friday, 26th July 2019, 7:00 pm

Organization Office:

RIWOspine GmbH
Ms. Julia Armingeon
Pforzheimer Str. 32
75438 Knittlingen
Germany
Tel.: +49 7043 35-4137
E-Mail: education@riwospine.com

Hotels:

For hotel information and booking please contact the organization office.

Registration

Organization Office:
RIWospine GmbH
Ms. Julia Armingeon
Tel.: +49 7043 35-4137
education@riwospine.com
www.riwospine.com/events

**Yes, I will participate in the
Intensive Training Course for Full-endoscopic
Surgery of the Lumbar Spine**

on July 26th and 27th, 2019
**Symposium with Live Surgery and
Intensive Training** **\$1950***

- Yes, I will participate in the **dinner** on Friday**
 I am vegetarian
 I am allergic to:

* plus VAT

** The dinner is free of additional fees.

Participant *(please fill out completely)*

Name:

First name:

Title:

Hospital:

Street:

Postcode / Town:

Country:

Tel.:

Fax:

E-Mail:

Because of the limited number of course openings, not all applicants will be registered. Only those whose registration is accepted will receive a confirmation from the organization office together with detailed payment information. **You should not book any non-refundable travel until you have received a confirmation from the organization office stating that you are registered for the course.**

.....
Date

.....
Stamp, Signature